



Established in 1953

St Thomas College, Kozhencherry

Re-accredited by NAAC with A++ Grade in Fourth Cycle(CGPA 3.67/4) ◆ ISO 21001:2018 & 9001:2015 Certified

Affiliated to Mahatma Gandhi University, Kottayam www.stthomascollege.info

Kozhencherry P.O., Kerala State, Pincode: 689641 Phone: +91-9497445575, 0468-2214566

◆ Managed by the Malankara Mar Thoma Syrian Church ◆ principal@stthomascollege.info ◆

STUDENT SATISFACTION SURVEY

2022-23

Introduction

In order to measure the effectiveness of knowledge transfer and the student-teacher relationship at our institution, we have conducted a student satisfaction survey. The survey was conducted in October and November 2022 through a Google Form. The questionnaire contains 32 questions, and we have received a grand total of 539 responses. In addition to the basic data of students, the following questions were asked in the review process:

1. Punctuality of the teacher.
2. Regularity of the teacher in taking classes
3. Completes the syllabus in due course of time.
4. Whether there is an alternate arrangement of classes made in his or her absence
5. Focus on Syllabi
6. Knowledge of the teacher in the subject
7. The skill of linking a subject with another subject
8. Use of innovative teaching methods such as OHP, PPTs, videos, etc.
9. Clarify students doubts in the class.
10. Helping approach towards varied academic interests of students
11. Does the teacher help students, irrespective of caste, culture, and gender?
12. Helps or advises students on their career.
13. Are the course outcomes and programme outcomes explained to you by the faculty?
14. How effectively does the faculty communicate the content of the course they teach?
15. Do teachers use examples and applications to explain concepts in order to make the course interesting and relevant?
16. How well do you think the faculty prepares for the classes?
17. Are student-centric methods, like participative learning and problem-solving methods, used for enhancing the learning process?
18. Is the evaluation of the internal examinations, assignments, and seminars fair?
19. Are the teachers open and available for academic guidance and mentoring?
20. Is the teacher providing appropriate learning materials regularly in addition to class lectures and notes?

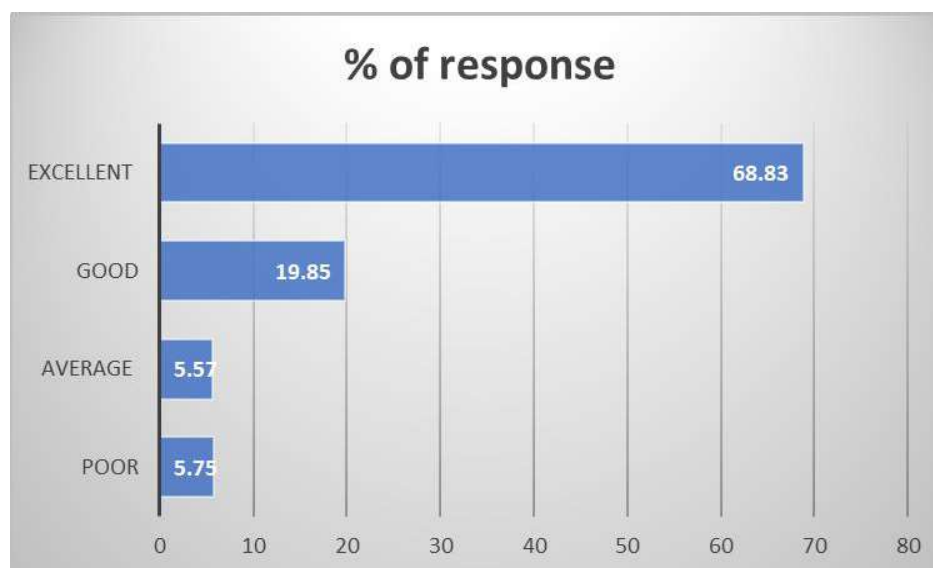


The students were asked to give their responses on a scale with a maximum value of 4 and a minimum value of 1. The values are assigned as follows.

Excellent	4
Good	3
Average	2
Poor	1

Evaluation of responses

1. Punctuality of the teacher.



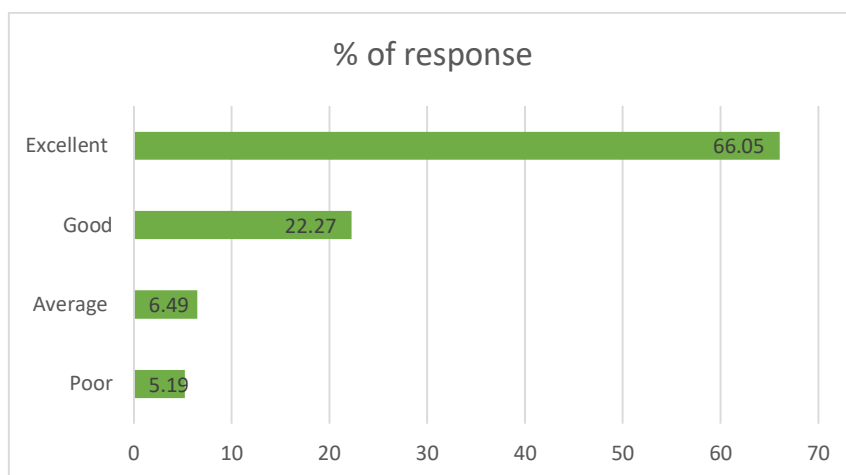
Inference

Percentage of students responded strongly in favour of this question: **68.83 %**

Rating: **Excellent**



2. Regularity of the teacher in taking classes



Inference

Percentage of students responded strongly in favour of this question: **66.05 %**

Rating: **Excellent**

3. Completes the syllabus in due course of time.

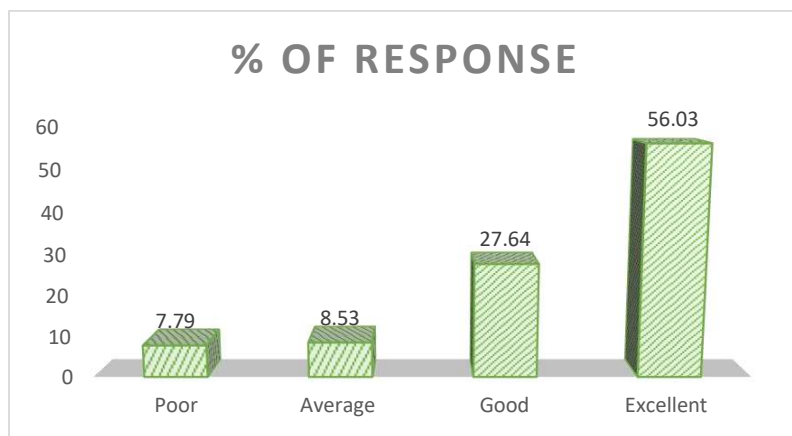


Inference

Percentage of students responded strongly in favour of this question: **65 %**

Rating: **Excellent**

4. Whether there is an alternate arrangement of classes made in his or her absence?


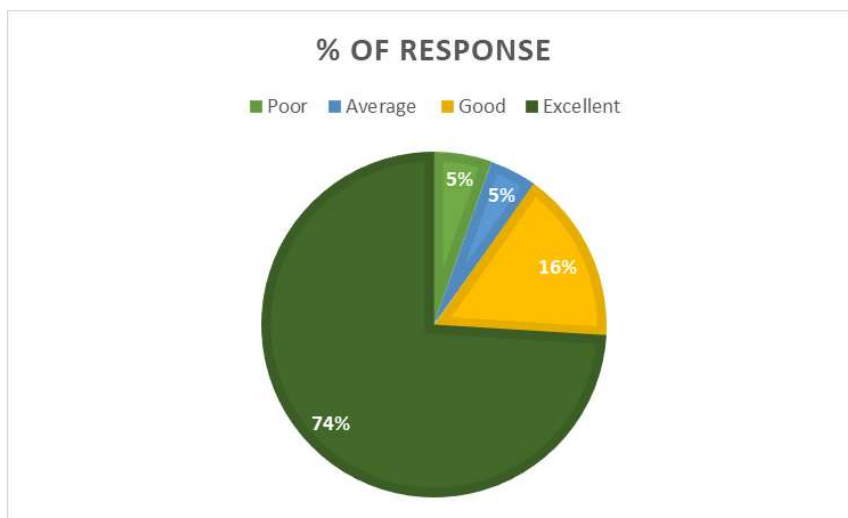


Inference

Percentage of students responded strongly in favour of this question: **56.03 %**

Rating: **Excellent**

5. Focus on Syllabi

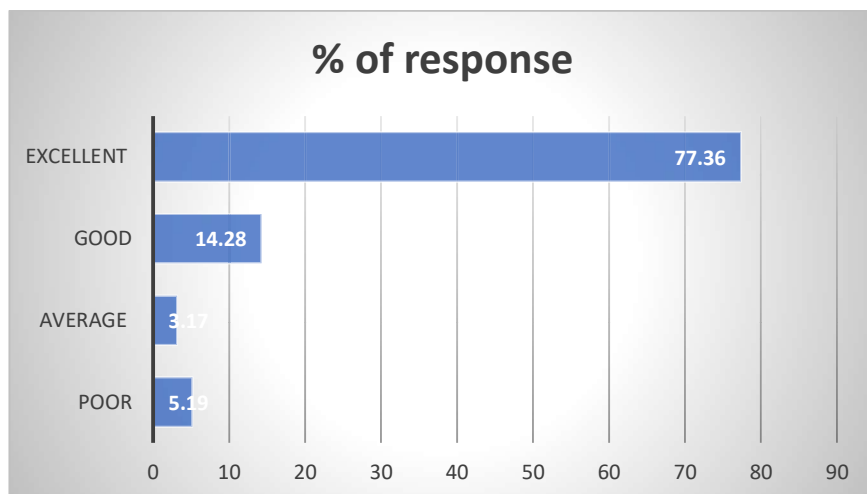


Inference

Percentage of students responded strongly in favour of this question: **74 %**

Rating: **Excellent**

6. Knowledge of the teacher in the subject

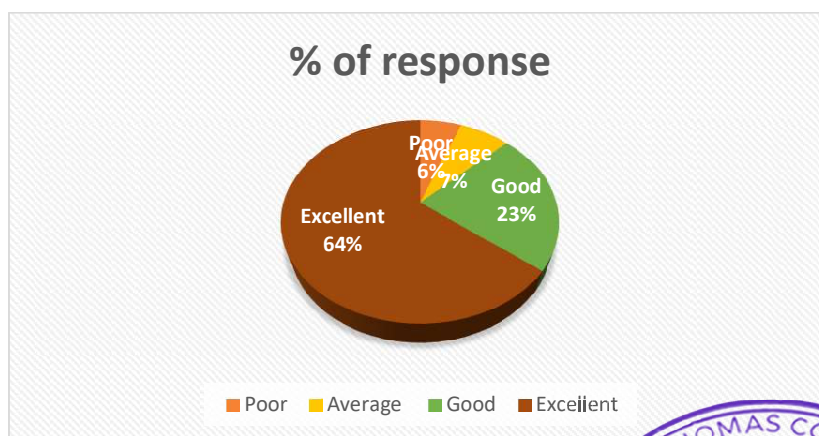


Inference

Percentage of students responded strongly in favour of this question: **77.36 %**

Rating: **Excellent**

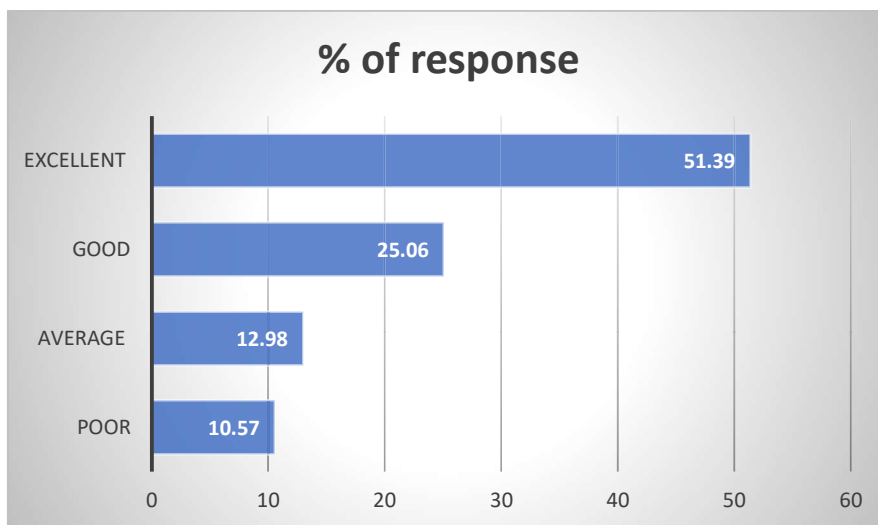
7. The skill of linking a subject with another subject



Inference

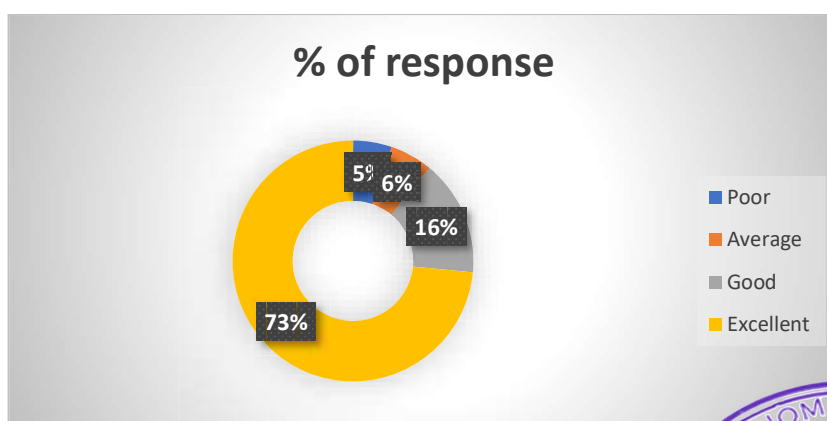
Percentage of students responded strongly in favour of this question: **64 %**

Rating: **Excellent**

8. Use of innovative teaching methods such as OHP, PPTs, videos, etc.**Inference**

Percentage of students responded strongly in favour of this question: **51.39 %**

Rating: **Excellent**

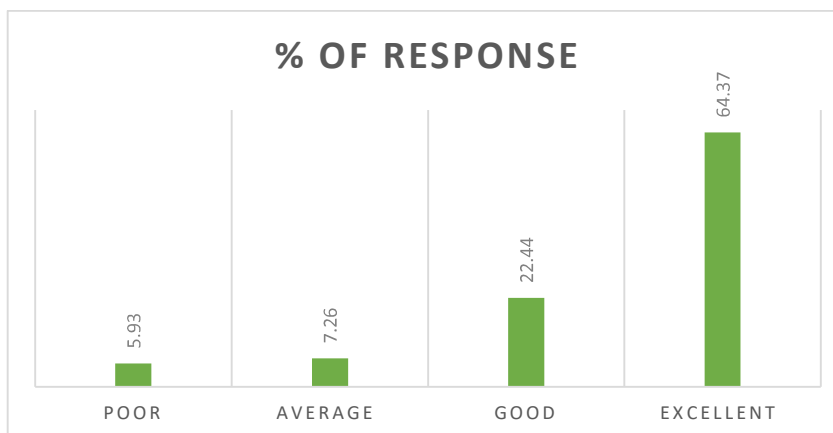
9. Clarify students doubts in the class.

Inference

Percentage of students responded strongly in favour of this question: **73 %**

Rating: **Excellent**

10.Helping approach towards varied academic interests of students

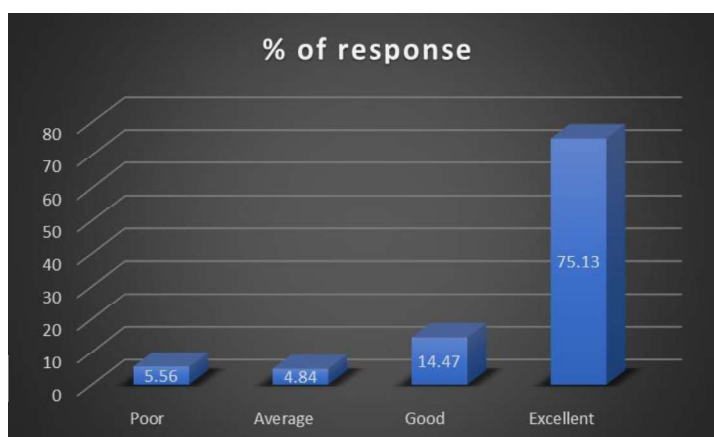


Inference

Percentage of students responded strongly in favour of this question: **64.37 %**

Rating: **Excellent**

11.Does the teacher help students, irrespective of caste, culture, and gender?

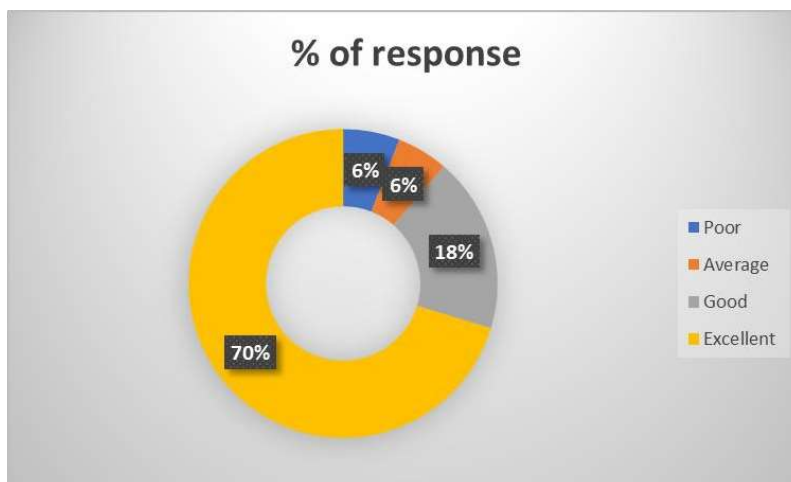


Inference

Percentage of students responded strongly in favour of this question: **75.13 %**

Rating: **Excellent**

12.Helps or advises students on their career.

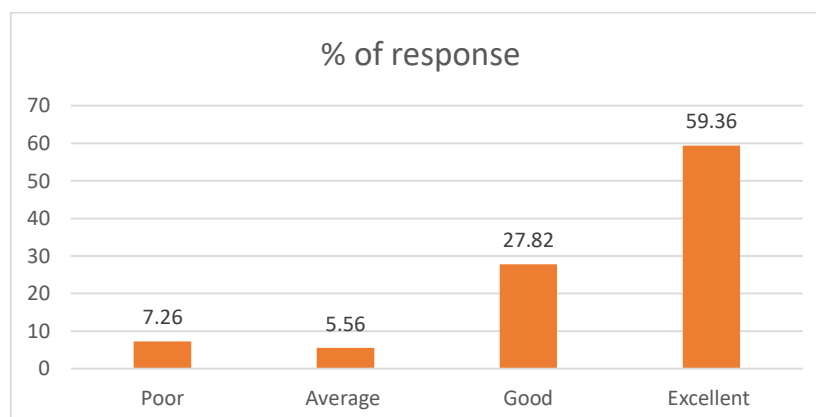


Inference

Percentage of students responded strongly in favour of this question: **70 %**

Rating: **Excellent**

13.Are the course outcomes and programme outcomes explained to you by the faculty?

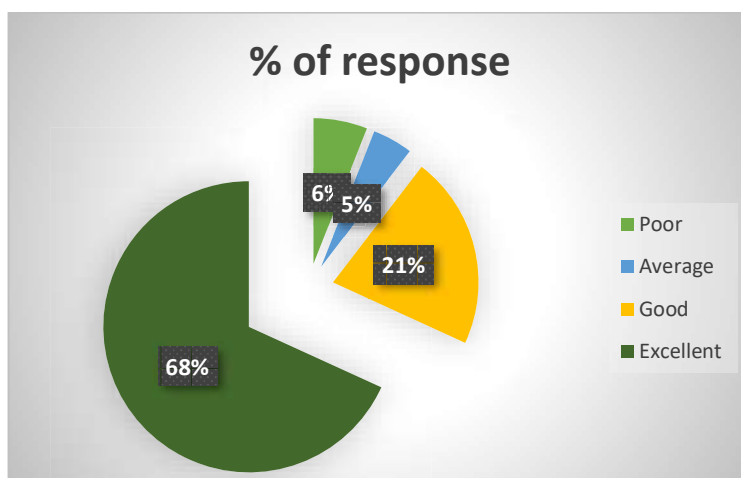


Inference

Percentage of students responded strongly in favour of this question: **59.36 %**

Rating: **Excellent**

14.How effectively does the faculty communicate the content of the course they teach?

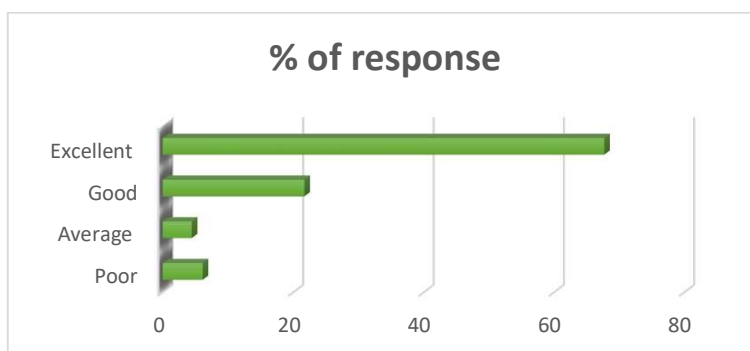


Inference

Percentage of students responded strongly in favour of this question: **68 %**

Rating: **Excellent**

15.Do teachers use examples and applications to explain concepts in order to make the course interesting and relevant?

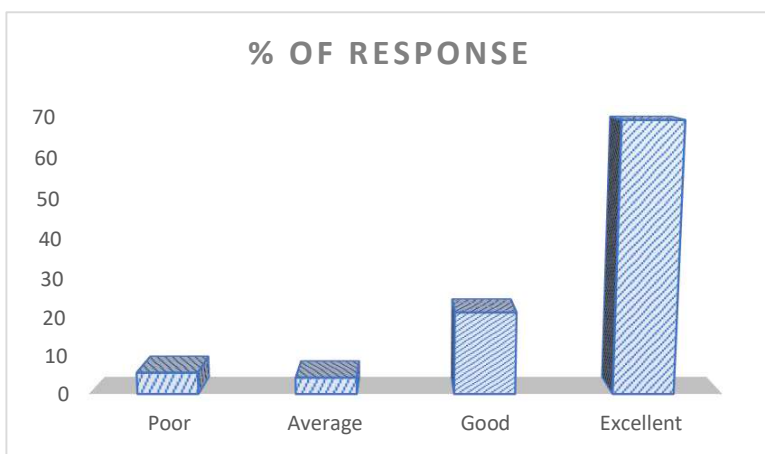


Inference

Percentage of students responded strongly in favour of this question: **67.71 %**

Rating: **Excellent**

16.How well do you think the faculty prepares for the classes?

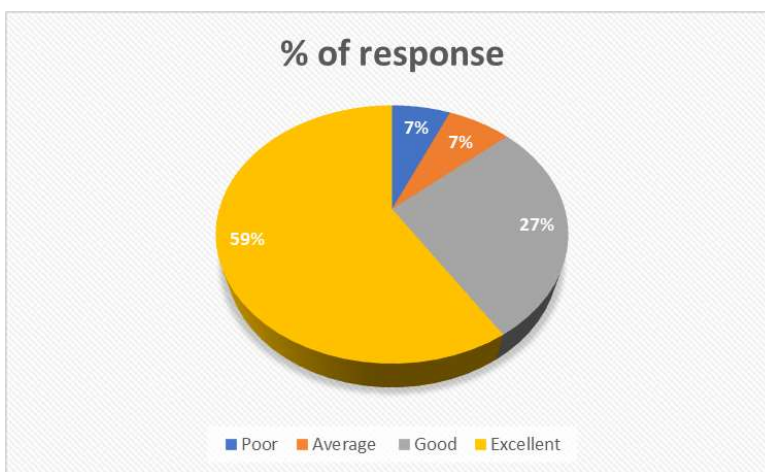


Inference

Percentage of students responded strongly in favour of this question: **69.01 %**

Rating: **Excellent**

17.Are student-centric methods, like participative learning and problem-solving methods, used for enhancing the learning process?

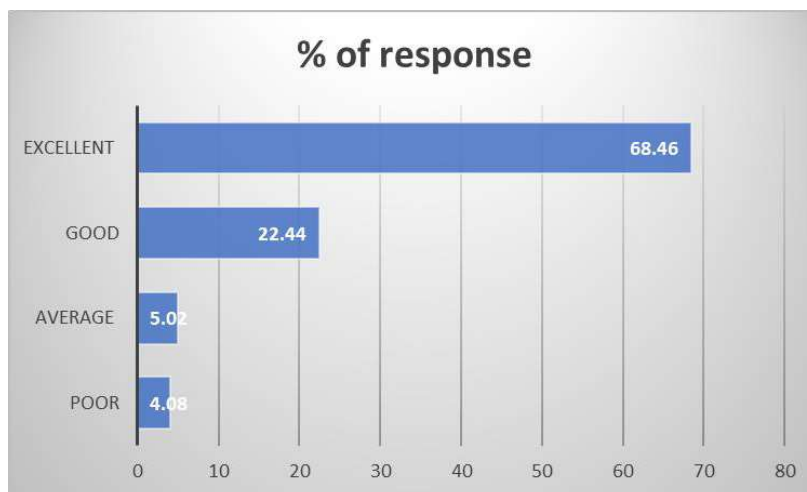


Inference

Percentage of students responded strongly in favour of this question: **59 %**

Rating: **Excellent**

18.Is the evaluation of the internal examinations, assignments, and seminars fair?

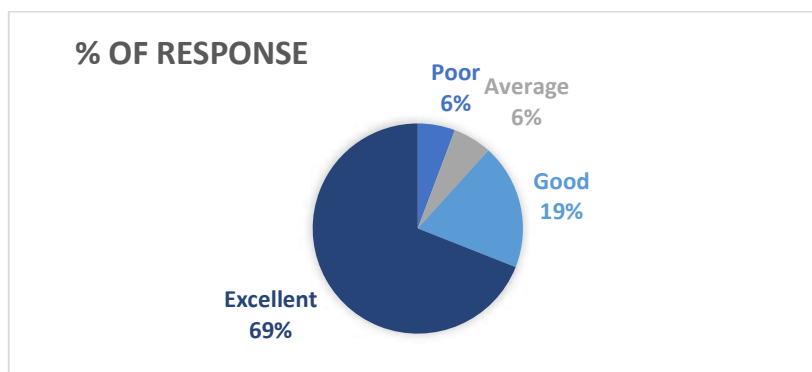


Inference

Percentage of students responded strongly in favour of this question: **68.46 %**

Rating: **Excellent**

19.Are the teachers open and available for academic guidance and mentoring?

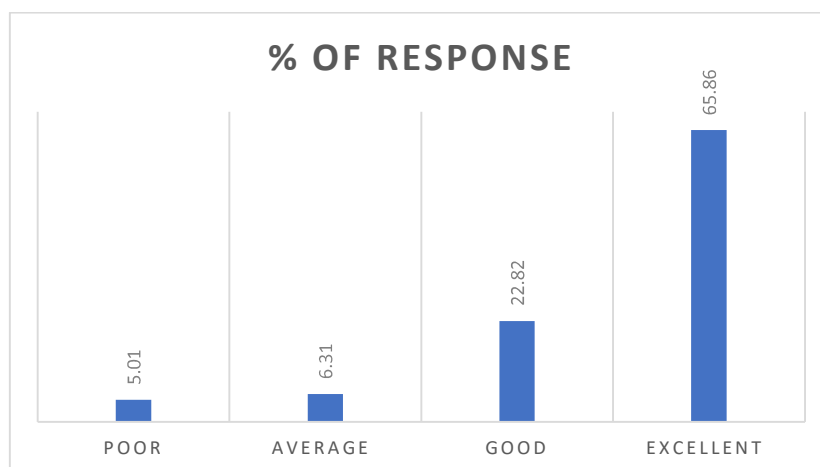


Inference

Percentage of students responded strongly in favour of this question: **69 %**

Rating: **Excellent**

20. Is the teacher providing appropriate learning materials regularly in addition to class lectures and notes?



Inference

Percentage of students responded strongly in favour of this question: **65.86 %**

Rating: **Excellent**

Conclusion

The Student Satisfaction Survey (SSS) leads us to very relevant information. The result show that 50-70% of the students are giving an excellent remark to the questions. But there are still scope of improvement.



George K. Alex

Dr. George K. Alex
Principal